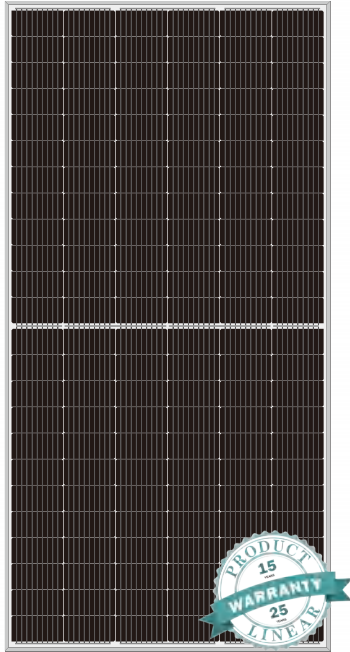


Mono PERC 158mm 144 Cells


# MS(400-420)MB-72H Silver Frame

400/405/410/420 WP



## High customer value

- Lower LCOE (Levelized Cost Of Energy), reduced BOS (Balance Of System) cost, shorter payback time
- Lower guaranteed first year and annual degradation
- Designed for compatibility with existing mainstream system components
- Higher return on Investment



## High energy yield

- Excellent IAM (Incident Angle Modifier) and low irradiation performance, validated by 3rd party certifications
- The unique design provides optimized energy production under inter-row shading conditions



## High reliability

- Minimized micro-cracks with innovative non-destructive cutting technology
- Ensured PID resistance through cell process and module material control
- Resistant to harsh environments such as salt, ammonia, sand, high temperature and high humidity areas
- Mechanical performance up to 5400 Pa positive load and 2400 Pa negative load
- Class-C fire safety test passed



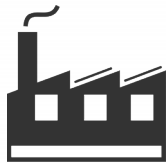
## High power up to **420W**

- Large area cells based on 158mm silicon wafers and 1/2-cut cell technology
- Up to 20.87% module efficiency with high density interconnect technology
- Multi-busbar technology for better light trapping effect lower series resistance and improved current collection

## APPLICATIONS >>



On-grid residential roof-tops



On-grid commercial/ industrial roof-tops

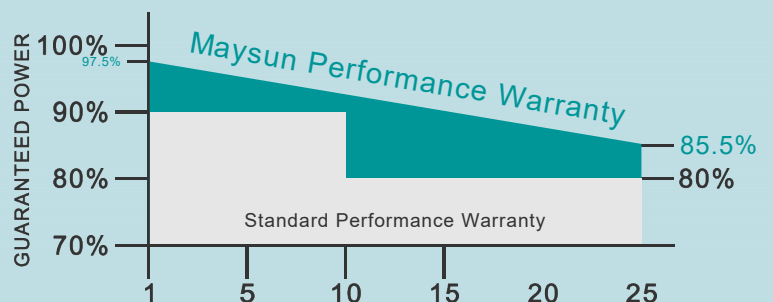


## MAXIMUM EFFICIENCY

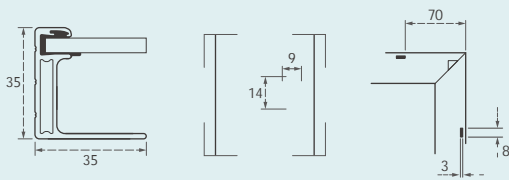
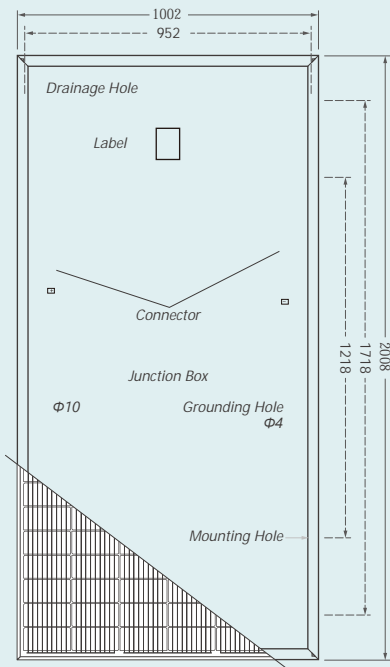
# 20.87%

## POSITIVE POWER TOLERANCE

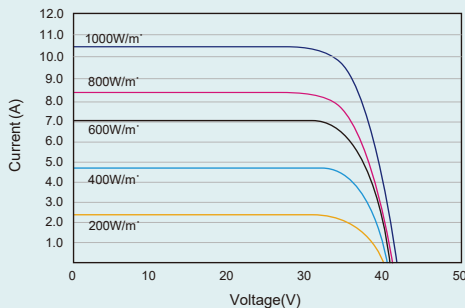
# 0 ~ +5W



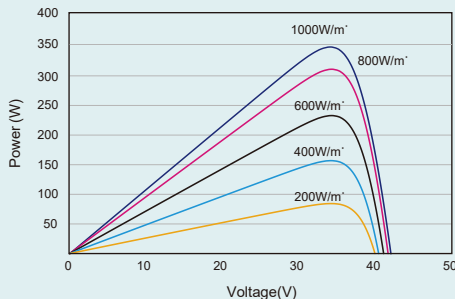
### DIMENSIONS OF PV MODULE(mm)



### I-V CURVES OF PV MODULE(350W)



### P-V CURVES OF PV MODULE(350W)



### ELECTRICAL DATA (STC)

Parameter	400	405	410	420
Peak Power Watts- $P_{MAX}$ (Wp)*	400	405	410	420
Power Tolerance- $P_{MAX}$ (W)	0 ~ +5			
Maximum Power Voltage- $V_{MPP}$ (V)	40.6	40.8	41.0	41.25
Maximum Power Current- $I_{MPP}$ (A)	9.86	9.93	10.00	10.19
Open Circuit Voltage- $V_{OC}$ (V)	49.0	49.2	49.4	49.8
Short Circuit Current- $I_{SC}$ (A)	10.32	10.35	10.40	10.77
Module Efficiency $\eta_m$ (%)	19.78	20.03	20.27	20.77

STC: Irradiance 1000W/m<sup>2</sup>, Cell Temperature 25°C, Air Mass AM1.5. \*Measuring tolerance: ±3%.

### ELECTRICAL DATA (NOCT)

Parameter	302	305	309	317
Maximum Power- $P_{MAX}$ (Wp)	302	305	309	317
Maximum Power Voltage- $V_{MPP}$ (V)	39.6	39.8	40.1	40.5
Maximum Power Current- $I_{MPP}$ (A)	7.63	7.67	7.71	7.83
Open Circuit Voltage- $V_{OC}$ (V)	47.3	47.5	47.7	48.1
Short Circuit Current- $I_{SC}$ (A)	8.19	8.23	8.27	8.35

NOCT: Irradiance at 800W/m<sup>2</sup>, Ambient Temperature 20°C, Wind Speed 1m/s.

### MECHANICAL DATA

Solar Cells	Mono 158.75×79.375mm
Cell Orientation	144 cells (6× 24)
Module Dimensions	2008×1002×35mm (79.06× 39.45 × 1.38 inches)
Weight	22.4kg
Glass	3.2mm High Transmission, Antireflection Coating
Encapsulant Material	EVA
Backsheet	White
Frame	30 mm (1.18 inches) Anodized Aluminium Alloy
J-Box	IP68, 3 Bypass Diodes
Cables	4.0mm <sup>2</sup> , Portrait: 300mm(+)/300mm(-)
Connector	MC4 Compatible

\*Please refer to regional datasheet for specified connector.

### TEMPERATURE RATINGS

NOCT(Nominal Operating Cell Temperature)	45°C (±2°C)
Temperature Coe <sup>o</sup> cient of $P_{MAX}$	- 0.37%/°C
Temperature Coe <sup>o</sup> cient of $V_{OC}$	- 0.29%/°C
Temperature Coe <sup>o</sup> cient of $I_{SC}$	0.05%/°C

### MAXIMUM RATINGS

Operational Temperature	- 40 ~ +85°C
Maximum System Voltage	1500V DC (IEC)
Max Series Fuse Rating	20A

### WARRANTY

12 year Product Workmanship Warranty
25 year Power Warranty
2% first year degradation
0.55% Annual Power Attenuation

\*Please refer to product warranty for details.

### PACKAGING CONFIGURATION

Modules per pallet: 31 pieces
Modules per 40' container: 726 pieces



CAUTION: READ SAFETY AND INSTALLATION INSTRUCTIONS BEFORE USING THE PRODUCT.

© 2021 Maysun Solar Co.,Ltd. All rights reserved. Specifications included in this datasheet are subject to change without notice.

Website: [www.maysunsolar.com](http://www.maysunsolar.com)